

Statement Showing Shareholding Pattern

Name of the Company : DRILLCO METAL CARBIDES LIMITED

Scrip Code : 505693


Quarter Ended : 30-Sep-2009

Category code	Category of Shareholder	Number of Shareholders	Total number of shares	Number of shares held in dematerialized form	Total shareholding as a percentage of total number of shares		Shares Pledged or otherwise encumbered	
					As a percentage of (A+B) ¹	As a percentage of (A+B+C)	Number of shares	As a percentage
(I)	(II)	(III)	(IV)	(V)	(VI)	(VII)	(VIII)	(IX)
(A)	Shareholding of Promoter and Promoter Group²							
1	Indian							
(a)	Individuals/ Hindu Undivided Family	5	603300	0	27.49	27.49	0	0.00
(b)	Central Government/ State Government(s)	0	0	0	0.00	0.00	0	0.00
(c)	Bodies Corporate	0	0	0	0.00	0.00	0	0.00
(d)	Financial Institutions/ Banks	0	0	0	0.00	0.00	0	0.00
(e)	Any Others(Specify)	0	0	0	0.00	0.00	0	0.00
(e-i)								
(e-ii)								
	Sub Total(A)(1)	5	603300	0	27.49	27.49	0	0.00
2	Foreign							
a	Individuals (Non-Residents Individuals/ Foreign Individuals)	0	0	0	0	0.00	0.00	0.00
b	Bodies Corporate	0	0	0	0	0.00	0.00	0.00
c	Institutions	0	0	0	0	0.00	0.00	0.00
d	Any Others(Specify)	0	0	0	0	0.00	0.00	0.00
d-i								
d-ii								
	Sub Total(A)(2)	0	0	0	0	0.00	0.00	0.00
	Total Shareholding of Promoter and Promoter Group (A)= (A)(1)+(A)(2)	5	603300	0	27.49	27.49	0.00	0.00
(B)	Public shareholding							
1	Institutions							
(a)	Mutual Funds/ UTI	0	0	0	0.00	0.00	0.00	0.00
(b)	Financial Institutions / Banks	5	225450	0	10.27	10.27	0.00	0.00
(c)	Central Government/ State Government(s)	0	0	0	0.00	0.00	0.00	0.00
(d)	Venture Capital Funds	0	0	0	0.00	0.00	0.00	0.00
(e)	Insurance Companies	3	133150	0	6.07	6.07	0.00	0.00
(f)	Foreign Institutional Investors	0	0	0	0.00	0.00	0.00	0.00
(g)	Foreign Venture Capital Investors	0	0	0	0.00	0.00	0.00	0.00
(h)	Any Other (specify)							
(h-i)								
(h-ii)								
	Sub-Total (B)(1)	8	358600	0	16.34	16.34	0.00	0.00
B 2	Non-institutions							
(a)	Bodies Corporate	9	124700	0	5.68	5.68	0.00	0.00
(b)	Individuals							
I	Individuals -i. Individual shareholders holding nominal share capital up to Rs 1 lakh	1782	448475	0	20.44	20.44	0.00	0.00
II	ii. Individual shareholders holding nominal share capital in excess of Rs. 1 lakh.	11	658300	0	30.00	30.00	0.00	0.00
(c)	Any Other (specify)							
(c-i)	Trusts	0	0	0	0.00	0.00	0.00	0.00
(c-ii)	Directors & Relatives	0	0	0	0.00	0.00	0.00	0.00
(c-iii)	Non resident Indians	4	700	0	0.03	0.03	0.00	0.00
(c-iv)	Clearing Member	0	0	0	0.00	0.00	0.00	0.00
(c-v)	Hindu Undivided families	1	300	0	0.01	0.01	0.00	0.00
(c-vi)	Overseas Corporate Bodies	0	0	0	0.00	0.00	0.00	0.00
(c-vii)	Employees	0	0	0	0.00	0.00	0.00	0.00
	Sub-Total (B)(2)	1807	1232475	0	56.17	56.17	0.00	0.00
(B)	Total Public Shareholding (B)= (B)(1)+(B)(2)	1815	1591075	0	72.51	72.51	0.00	0.00
	TOTAL (A)+(B)	1820	2194375	0	100.00	100	0	0.00
(C)	Shares held by Custodians and against which Depository Receipts have been issued							
	GRAND TOTAL (A)+(B)+(C)	1820	2194375	0		100.00	0	0.00



(I)(b) Statement showing Shareholding of persons belonging to the category
"Promoter and Promoter Group"

Sr. No.	Name of the shareholder	Number of shares	Shares as a percentage of total number of shares {i.e., Grand Total (A)+(B)+(C) indicated in Statement at para (I)(a) above}	Shares Pledged or otherwise encumbered		
				Number of shares	% to the total promoter holding	% to the grand total
1	Miss. Gayatri Khanna	138100	6.29	0	0.00	0.00
2	Mrs. Kavita Khanna	132000	6.02	0	0.00	0.00
3	Mr. Ramesh Khanna	133500	6.08	0	0.00	0.00
4	Miss. Salini Khanna	102000	4.65	0	0.00	0.00
5	Mr. Sriram Narayan	97700	4.45	0	0.00	0.00
TOTAL		603300	27.49	0	0.00	0.00

A handwritten signature in black ink is written over a circular stamp. The stamp contains the text "METAL GARMENTS LTD." around the top and "MUMBAI" at the bottom.

**(I)(c) Statement showing Shareholding of persons belonging to the category
“Public” and holding more than 1% of the total number of shares**

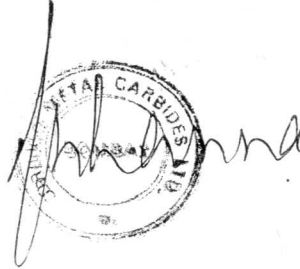
Sr. No	Name of the shareholder	Number of shares	Shares as a percentage of total number of shares {i.e., Grand Total (A)+(B)+(C) indicated in Statement at para (I)(a) above}	Shares Pledged or otherwise encumbered		
				Number of shares	% to the total public holding	% to the total holding
1	ICICI Trusteeship Services Limited	43300	1.97	0	0.00	0.00
2	Life Insurance Corporation of India	31450	1.43	0	0.00	0.00
3	The New India Assurance Co. Ltd.	53750	2.45	0	0.00	0.00
4	M/s. General Insurance Corp. of India	53750	2.45	0	0.00	0.00
5	Mr. Avinash P. Karachiwala	46160	2.10	0	0.00	0.00
6	Mr. Monish Jogeshwar Karachiwala	46160	2.10	0	0.00	0.00
7	Mr. Nikhil P. Karachiwala	46160	2.10	0	0.00	0.00
8	Mr. Tarun P. Karachiwala	46160	2.10	0	0.00	0.00
9	Mr. Vikram P. Karachiwala	46160	2.10	0	0.00	0.00
10	M/s. EON Investment Ltd.	71300	3.25	0	0.00	0.00
11	Mr. Jogeshwar R. Karachiwala	100000	4.56	0	0.00	0.00
12	Mr. Purusottam R. Karachiwala	100000	4.56	0	0.00	0.00
13	Mr. Parmeshwar R. Karachiwala	100000	4.56	0	0.00	0.00
14	Mr. Prabhudas R. Karachiwala	100000	4.56	0	0.00	0.00
15	Industrial Development Bank of India	96100	4.38	0	0.00	0.00
16	Bank of Maharashtra	118800	5.41	0	0.00	0.00
TOTAL		1099250	50.09	0	0.00	0.00



 REGISTRAR OF COMPANIES
 MUMBAI

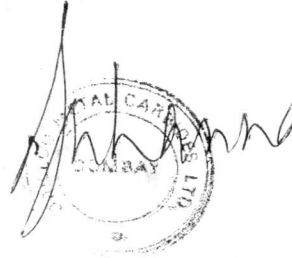
(I)(d) Statement showing details of locked-in shares

Sr. No.	Name of the shareholder	Number of locked in shares	Locked-in shares as a percentage of total number of shares {i.e., Grand Total (A)+(B)+(C) indicated in Statement at para (I)(a) above}
	NIL		
TOTAL		0	0.00

A handwritten signature in black ink is written over a circular stamp. The stamp contains the text "METAL CARBIDES LTD." around the perimeter and "2008" in the center.

(II)(a) Statement showing details of Depository Receipts (DRs)

Sr. No.	Type of outstanding DR (ADRs, GDRs, SDRs, etc.)	Number of outstanding DRs	Number of shares underlying outstanding DRs	Shares underlying outstanding DRs as a percentage of total number of shares {i.e., Grand Total (A)+(B)+(C) indicated in Statement at para (I)(a) above}
1	NIL			0.00
TOTAL		0	0	0.00



The National Carbon Depository Ltd.
MUMBAI

1)(b) Statement showing Holding of Depository Receipts (DRs), where underlying shares are in excess of 1% of the total number of shares

Sr. No.	Name of the DR Holder	Type of outstanding DR (ADRs, GDRs, SDRs, etc.)	Number of shares underlying outstanding DRs	Shares underlying outstanding DRs as a percentage of total number of shares {i.e., Grand Total (A)+(B)+(C) indicated in Statement at para (I)(a) above}
1	NIL			0.00
TOTAL			0	0.00

A handwritten signature in black ink is written over a circular stamp. The stamp contains the text "CENTRAL DEPOSITORY LTD." around the perimeter and "CDL" in the center. The signature appears to be "M. H. ...".

(III)(a) Statement showing the voting pattern of shareholders, if more than one class of shares/securities is issued by the issuer.

Description of voting rights for each class of security

Class X: EQUITY
Class Y: NIL
Class Z: NIL

Category (I)	Category of shareholder (II)	Number of Voting Rights held in each class of securities			Total Voting Rights (III+IV+V)	Total Voting rights i.e. (VI)	
		Class X (III)	Class Y (IV)	Class Z (V)		As a percentage of (A+B) (VII)	As a percentage of (A+B+C) (VIII)
(A)	Promoter and Promoter Group						
	-1 Indian						
(a)	Individuals/ Hindu Undivided Family	0	0	0	0	0.000	0.00
(b)	Central Government/ State Government(s)	7382200	0	0	7382200	76.206	76.21
(c)	Bodies Corporate	24500	0	0	24500	0.253	0.25
(d)	Financial Institutions/ Banks	0	0	0	0	0.000	0.00
(e)	Any Other (specify)				0	0.000	0.00
	Sub-Total (A)(1)	7406700	0	0	7406700	76.459	76.459
	-2 Foreign					0.00	
(a)	Individuals (Non-Resident Individuals/ Foreign Individuals)	0	0	0	0	0.00	0.00
(b)	Bodies Corporate	0	0	0	0	0.00	0.00
(c)	Institutions	0	0	0	0	0.00	0.00
(d)	Any Other (specify)				0	0.00	0.00
	Sub-Total (A)(2)	0	0	0	0	0.00	0.00
	Total Shareholding of Promoter and Promoter Group (A) = (A)(1)+(A)(2)	7406700	0	0	7406700	76.459	76.459
(B)	Public shareholding						
	-1 Institutions						
(a)	Mutual Funds/ UTI	0	0	0	0	0.00	0.00
(b)	Financial Institutions/ Banks	0	0	0	0	0.00	0.00
(c)	Central Government/ State Government(s)	0	0	0	0	0.00	0.00
(d)	Venture Capital Funds	0	0	0	0	0.00	0.00
(e)	Insurance Companies	0	0	0	0	0.00	0.00
(f)	Foreign Institutional Investors	0	0	0	0	0.00	0.00
(g)	Foreign Venture Capital Investors	0	0	0	0	0.00	0.00
(h)	Any Other (specify)	0	0	0	0	0.00	0.00
	Sub-Total (B)(1)	0	0	0	0	0.000	0.000
	-2 Non-institutions						



Category (I)	Category of shareholder (II)	Number of Voting Rights held in each class of securities			Total Voting Rights (III+IV+V)	Total Voting rights i.e. (VI)	
		Class X	Class Y	Class Z		As a percentage of (A+B) (VII)	As a percentage of (A+B+C) (VIII)
		(III)	(IV)	(V)			
(a)	Bodies Corporate	86415			86415	0.89	0.89
(b)	Individuals -		0	0	0	0.00	0.00
	ii. Individual shareholders holding nominal share capital upto Rs. 1 lakh.	1145754	0	0	1145754	11.83	11.83
	ii. Individual shareholders holding nominal share capital in excess of Rs. 1 lakh.	1031800	0	0	1031800	10.65	10.65
(c)	Others					0.00	0.00
(a)	Trusts	0	0	0	0	0.00	0.00
(b)	Directors & their Relatives	0	0	0	0	0.00	0.00
(c)	Non Resident Indians	250	0	0	250	0.00	0.00
(d)	Clearing Members	100	0	0	100	0.00	0.00
(e)	Hindu Undivided Families	16181	0	0	16181	0.17	0.17
(f)	Overseas corporate Bodies	0	0	0	0	0.00	0.00
(g)	Esop/Esos/Esps	0	0	0	0	0.00	0.00
	Sub-Total (B)(2)	2280500	0	0	2280500	23.54	23.54
	Total Public Shareholding (B)= (B)(1)+(B)(2)	2280500	0	0	2280500	23.54	23.54
	TOTAL (A)+(B)	9687200	0	0	9687200	100	100
(C)	Shares held by Custodians and against which Depository Receipts have been issued	0	0	0	0	0.00	0.00
	GRAND TOTAL (A)+(B)+(C)	9687200	0	0	9687200	100	100

