



DRILLCO METAL CARBIDES LTD.

301, Navkar Plaza, 3rd Floor, Bajaj Road, Vile Parle (W), Mumbai - 400 056.
Tel : 26202299 / 3399 / 3434 / 1166, 6456 8600 Fax : 022 - 26240540
Email : latimlifestyle@gmail.com Website : www.latimlifestyle.com

10th April, 2012

To

The General Manager,

Department of Corporate services

Bombay Stock Exchange Limited

P.J. Towers, Dalal Street,

Fort, Mumbai - 400 001.

Scrip Code: 505693

Dear Sir/ Madam,

**Sub: Submission of Shareholding Pattern Summary for the quarter ended 31st
March, 2012.**

With reference to the subject captioned above, please find enclosed herewith the Shareholding Pattern Summary as per Clause 35 of the Listing Agreement for the quarter ended 31st March, 2012.

We hereby request you to kindly acknowledge receipt.

Thanking you,

Yours truly,

For DRILLCO METAL CARBIDES LIMITED


Rahul Timbadia

(DIRECTOR)



Introductory sub-table (I)(a)

Name of the Company: DRILLCO METAL CARBIDES LIMITED			
Scrip Code:505693		Name of the scrip: DRLCOME	class of security:EQUITY
Quarter ended: 31.03.2012			
Partly paid-up shares:-			
	No. of partly paid-up shares	As a % of total no. of partly paid-up shares	As a % of total no. of shares of the company
Held by promoter/promoter group	0	0	0
Held by public	0	0	0
		0	
Total - D	0	0	0
Outstanding convertible securities:-			
	No. of outstanding securities	As a % of total no. of outstanding convertible securities	As a % of total no. of shares of the company, assuming full conversion of the convertible securities
Held by promoter/promoter group	0	0	0
Held by public	0	0	0
Total - E	0	0	0
Warrants:-			
	No. of warrants	As a % of total no. of warrants	As a % of total no. of shares of the company, assuming full conversion of warrants
Held by promoter/promoter group	0	0	0
Held by public	0	0	0
Total - F	0	0	0
Total paid-up capital of the company, assuming full conversion of warrants and convertible securities		2194375	




R. Mahalingam

Statement Showing Shareholding Pattern


Category code	Category of Shareholder	Number of Shareholders	Table (I)(a)		Total shareholding as a percentage of total number of shares		Shares Pledged or otherwise encumbered	
			Total number of shares	Number of shares held in dematerialized form	As a percentage of (A+B) ¹	As a percentage of (A+B+C)	Number of shares	As a percentage
			(IV)	(V)	(VI)	(VII)	(VIII)	(IX) = (VIII)/(IV)*100
(A)	Shareholding of Promoter and Promoter							
1	Indian							
(a)	Individuals/ Hindu Undivided Family	2	738650	0	33.66	33.66		0.00
(b)	Central Government/ State Government(s)	0			0.00	0.00		0.00
(c)	Bodies Corporate	0	0	0	0.00	0.00		0.00
(d)	Financial Institutions/ Banks	0	0	0	0.00	0.00		0.00
(e)	Any Others(Specify)	0	0	0	0.00	0.00		0.00
(e-i)					0.00	0.00		0.00
(e-ii)					0.00	0.00		0.00
	Sub Total(A)(1)	2	738650	0	33.66	33.66	0	0.00
2	Foreign							
a	Individuals (Non-Residents Individuals/ Foreign Individuals)	0	0	0	0.00	0.00		0.00
b	Bodies Corporate	0	0	0	0.00	0.00		0.00
c	Institutions	0	0	0	0.00	0.00		0.00
d	Any Others(Specify)	0	0	0	0.00	0.00		0.00
d-i								0.00
d-ii								0.00
	Sub Total(A)(2)	0	0	0	0.00	0.00	0	0.00
	Total Shareholding of Promoter and	2	738650	0	33.66	33.66	0	0.00
(B)	Public shareholding							
1	Institutions							
(a)	Mutual Funds/ UTI	0	0	0	0.00	0.00		
(b)	Financial Institutions/ Banks	5	124800	0	5.69	5.69		
(c)	Central Government/ State Government(s)	0	0	0	0.00	0.00		
(d)	Venture Capital Funds	0	0	0	0.00	0.00		
(e)	Insurance Companies	3	133150	0	6.07	6.07		
(f)	Foreign Institutional Investors	0	0	0	0.00	0.00		
(g)	Foreign Venture Capital Investors	0	0	0	0.00	0.00		
(h)	Any Other (specify)	0	0	0	0.00	0.00		
(h-i)					0.00	0.00		
(h-ii)					0.00	0.00		
	Sub-Total (B)(1)	8	257950	0	11.76	11.76		

R. K. Lal



B 2	Non-institutions							
(a)	Bodies Corporate	9	124700	0	5.68	5.68		
(b)	Individuals				0.00	0.00		
I	Individuals -i. Individual shareholders holding nominal share capital up to Rs 1 lakh	1734	440875	0	20.09	20.09		
II	ii. Individual shareholders holding nominal share capital in excess of Rs. 1 lakh.	9	630800	0	28.75	28.75		
(c)	Directors & Relatives	1	200		0.01	0.01		
(c-i)	Non Resident Indians	6	900	0	0.04	0.04		
(c-ii)	Hindu Undivided Families	1	300	0	0.01	0.01		
	Sub-Total (B)(2)	1760	1197775	0	54.58	54.58		
(B)	Total Public Shareholding (B)= (B)(1)+(B)(2)	1768	1455725	0	66.34	66.34		
	TOTAL (A)+(B)	1770	2194375	0	100.00	100.00		
(C)	Shares held by Custodians and against which Depository Receipts have been issued							
1	Promoter and Promoter Group					0.00		0.00
2	Public					0.00		
	Sub-Total (C)	0	0	0	0	0	0	0
	GRAND TOTAL (A)+(B)+(C)	1770	2194375	0	100.00	100.00	0	0.00

R. Chhabra




(I)(b) Statement showing holding of securities (including shares, warrants, convertible securities) of persons belonging to the category "Promoter and Promoter Group"

Sr. No.	Name of the shareholder	Details of Shares held		Encumbered shares (*)			Details of warrants		Details of convertible securities		Total shares (including underlying shares assuming full conversion of warrants and convertible securities) as a % of diluted share capital
		Number of shares held	As a % of grand total (A)+(B)+(C)	No.	As a percentage	As a % of grand total (A)+(B)+(C) of sub-clause (I)(a)	Number of warrants held	As a % total number of warrants of the same class	Number of convertible securities held	As a % total number of convertible securities of the same class	
(i)	(ii)	(iii)	(iv)	(v)	(vi)=(v)/(iii)*100	(vii)	(viii)	(ix)	(x)	(xi)	(xii)
1	Mrs. Kavita Khanna	400	0.02	0	0.00	0.00	0	0	0	0	0.02
2	Mr. Rahul Timbadia	738250	33.64	0	0.00	0.00	0	0	0	0	33.64
TOTAL		738650	33.66	0	0.00	0.00	0	0	0	0	33.66

(*) The term "encumbrance" has the same meaning as assigned to it in regulation 28(3) of the SAST Regulations, 2011


R. Khanna



(I)(c)(i) Statement showing holding of securities (including shares, warrants, convertible securities) of persons belonging to the category "Public" and holding more than 1% of the total number of shares

Sr. No.	Name of the shareholder	Number of shares held	Shares as a percentage of total number of shares {i.e., Grand Total (A)+(B)+(C) indicated in Statement at para (I)(a) above}	Details of warrants		Details of convertible securities		Total shares (including underlying shares assuming full conversion of warrants and convertible securities) as a % of diluted share capital
				Number of warrants held	As a % total number of warrants of the same class	Number of convertible securities held	% w.r.t total number of convertible securities of the same class	
1	BANK OF MAHARASHTRA	118800	5.41	0	0	0	0	5.41
2	GENERAL INSURANCE CORP	53750	2.45	0	0	0	0	2.45
3	LIFE INSURANCE CORPORAT	25650	1.17	0	0	0	0	1.17
4	THE NEW INDIA ASURANCE	53750	2.45	0	0	0	0	2.45
5	AMREX MARKETING PRIVAT	43300	1.97	0	0	0	0	1.97
6	EON INVESTMENT LTD	71300	3.25	0	0	0	0	3.25
7	AVINASH P KARACHIWALA	46160	2.10	0	0	0	0	2.10
8	JOGESHWAR R KARACHIWA	100000	4.56	0	0	0	0	4.56
9	MONISH JIGESHWAR KARAC	46160	2.10	0	0	0	0	2.10
10	NIKHIL P KARACHIWALA	46160	2.10	0	0	0	0	2.10
11	PURUSHOTTAM R KARACHI	100000	4.56	0	0	0	0	4.56
12	PARMESHWAR R KARACHIW	100000	4.56	0	0	0	0	4.56
13	PRABHUDAS R KARACHIWA	100000	4.56	0	0	0	0	4.56
14	TARUN P KARACHIWALA	46160	2.10	0	0	0	0	2.10
15	VIKRAM P KARACHIWALA	46160	2.10	0	0	0	0	2.10
TOTAL		997350	45.45	0.00	0.00	0.00	0	45.45


R. V. Cheloo



(I)(c)(ii) Statement showing holding of securities (including shares, warrants, convertible securities) of persons (together with PAC) belonging to the category "Public" and holding more than 5% of the total number of shares of the company

Sr. No.	Name(s) of the shareholder(s) and the Persons Acting in Concert (PAC) with them	Number of shares	Shares as a percentage of total number of shares {i.e., Grand Total (A)+(B)+(C) indicated in Statement at para (I)(a) above}	Details of warrants		Details of convertible securities		Total shares (including underlying shares assuming full conversion of warrants and convertible securities) as a % of diluted share capital
				Number of warrants	As a % total number of warrants of the same class	Number of convertible securities held	% w.r.t total number of convertible securities of the same class	
1	BANK OF MAHARASHTRA	118800	5.41	0	0	0	0	5.41
TOTAL		118800	5.41	0	0	0	0	5.41

R. K. Chaudhary



(II)(a) Statement showing details of Depository Receipts (DRs)

Sr. No.	Type of outstanding DR (ADRs, GDRs, SDRs, etc.)	Number of outstanding DRs	Number of shares underlying outstanding DRs	Shares underlying outstanding DRs as a percentage of total number of shares {i.e., Grand Total (A)+(B)+(C) indicated in Statement at para (I)(a) above}
1	NIL			0.00
2				0.00
3				0.00
4				0.00
5				0.00
6				0.00
7				0.00
8				0.00
9				0.00
TOTAL		0	0	0.00

R. K. Kulkarni

