

**Introductory sub-table (I)(a)**

<b>Name of the Company: DRILLCO METAL CARBIDES LIMITED</b>			
<b>Scrip Code: 500720</b>	<b>Name of the scrip: DRLCOME</b>	<b>class of security: EQUITY</b>	
<b>Quarter ended: 31.03.2013</b>			
<b>Partly paid-up shares:-</b>	<b>No. of partly paid-up shares</b>	<b>As a % of total no. of partly paid-up shares</b>	<b>As a % of total no. of shares of the company</b>
Held by promoter/promoter group	0	0	0
Held by public	0	0	0
<b>Total - D</b>	<b>0</b>	<b>0</b>	<b>0</b>
<b>Outstanding convertible securities:-</b>	<b>No. of outstanding securities</b>	<b>As a % of total no. of outstanding convertible securities</b>	<b>As a % of total no. of shares of the company, assuming full conversion of the convertible securities</b>
Held by promoter/promoter group	0	0	0
Held by public	0	0	0
<b>Total - E</b>	<b>0</b>	<b>0</b>	<b>0</b>
<b>Warrants:-</b>	<b>No. of warrants</b>	<b>As a % of total no. of warrants</b>	<b>As a % of total no. of shares of the company, assuming full conversion of warrants</b>
Held by promoter/promoter group	0	0	0
Held by public	0	0	0
<b>Total - F</b>	<b>0</b>	<b>0</b>	<b>0</b>
<b>Total paid-up capital of the company, assuming full conversion of warrants and convertible securities</b>		<b>2194375</b>	






## Statement Showing Shareholding Pattern

		Table (I)(a)			Total shareholding as a percentage of total number of shares		Shares Pledged or otherwise encumbered	
Category code	Category of Shareholder	Number of Shareholders	Total number of shares	Number of shares held in dematerialized form	As a percentage of (A+B) <sup>1</sup>	As a percentage of (A+B+C)	Number of shares	As a percentage = (VIII)/(IV)*1
(I)	(II)	(III)	(IV)	(V)	(VI)	(VII)	(VIII)	(IX)
<b>(A)</b>	<b>Shareholding of Promoter</b>							
<b>1</b>	<b>Indian</b>							
(a)	Individuals/ Hindu Undivided Family	4	782725	782725	35.67	35.67	0	0.00
(b)	Central Government/ State Government(s)	0			0.00	0.00	0	0.00
(c)	Bodies Corporate	1	9244	9244	0.42	0.42	0	0.00
(d)	Financial Institutions/ Banks	0	0	0	0.00	0.00	0	0.00
(e)	Any Others(Specify)	0	0	0	0.00	0.00	0	0.00
(e-i)					0.00	0.00	0	0.00
(e-ii)					0.00	0.00	0	0.00
	<b>Sub Total(A)(1)</b>	<b>5</b>	<b>791969</b>	<b>791969</b>	<b>36.09</b>	<b>36.09</b>	<b>0</b>	<b>0.00</b>
<b>2</b>	<b>Foreign</b>							
a	Individuals (Non-Residents Individuals/ Foreign Individuals)	0	0	0	0.00	0.00	0.00	0.00
b	Bodies Corporate	0	0	0	0.00	0.00	0.00	0.00
c	Institutions	0	0	0	0.00	0.00	0.00	0.00
d	Qualified Foreign Investor	0	0	0	0.00	0.00	0.00	0.00
d-i	Any Others(Specify)							0.00
d-ii								0.00
	<b>Sub Total(A)(2)</b>	<b>0</b>	<b>0</b>	<b>0</b>	<b>0.00</b>	<b>0.00</b>	<b>0</b>	<b>0.00</b>
	<b>Total Shareholding of</b>	<b>5</b>	<b>791969</b>	<b>791969</b>	<b>36.09</b>	<b>36.09</b>	<b>0</b>	<b>0.00</b>
<b>(B)</b>	<b>Public shareholding</b>							
<b>1</b>	<b>Institutions</b>							
(a)	Mutual Funds/ UTI	0	0	0	0.00	0.00	0.00	0.00
(b)	Financial Institutions / Banks	4	6000	0	0.27	0.27	0.00	0.00
(c)	Central Government/ State Government(s)	0	0	0	0.00	0.00	0.00	0.00
(d)	Venture Capital Funds	0	0	0	0.00	0.00	0.00	0.00
(e)	Insurance Companies	3	133150	132300	6.07	6.07	0.00	0.00
(f)	Foreign Institutional Investors	0	0	0	0.00	0.00	0.00	0.00





(g)	Foreign Venture Capital Investors	0	0	0	0.00	0.00	0.00	0.00
(h)	Qualified Foreign Investor	0	0	0	0.00	0.00	0.00	0.00
(h-i)	Any Other (specify)				0.00	0.00		
(h-ii)					0.00	0.00		
	<b>Sub-Total (B)(1)</b>	<b>7</b>	<b>139150</b>	<b>132300</b>	<b>6.34</b>	<b>6.34</b>		
<b>B 2</b>	<b>Non-institutions</b>							
(a)	Bodies Corporate	13	123104	116754	5.61	5.61	0.00	0.00
(b)	Individuals				0.00	0.00	0.00	0.00
	Individuals -i. Individual shareholders holding nominal share capital up to Rs 1 lakh	1735	434151	37401	19.78	19.78		
I							0.00	0.00
II	ii. Individual shareholders holding nominal share	5	630700	630700	28.74	28.74		
							0.00	0.00
(c)	Qualified Foreign Investor	0	0	0	0	0	0	0
(c-i)	Directors & Relatives	1	400		0.02	0.02	0.00	0.00
(c-ii)	Non Resident Indians	9	3200	0	0.15	0.15	0.00	0.00
(c-iii)	Overseas Corporate Bodies	1	71300	0	3.25	3.25	0.00	0.00
(c-iv)	Clearing Member	0	0	0	0.00	0.00	0.00	0.00
(c-v)	Hindu Undivided Families	3	401	101	0.02	0.02	0	0.00
	<b>Sub-Total (B)(2)</b>	<b>1767</b>	<b>1263256</b>	<b>784956</b>	<b>57.57</b>	<b>57.57</b>	<b>0</b>	<b>0.00</b>
<b>(B)</b>	<b>Total Public Shareholding (B)= (B)(1)+(B)(2)</b>	<b>1774</b>	<b>1402406</b>	<b>917256</b>	<b>63.91</b>	<b>63.91</b>	<b>0</b>	<b>0.00</b>
	<b>TOTAL (A)+(B)</b>	<b>1779</b>	<b>2194375</b>	<b>1709225</b>	<b>100.00</b>	<b>100.00</b>	<b>0</b>	<b>0.00</b>
<b>(C)</b>	<b>Shares held by Custodians and against which Depository Receipts have been issued</b>							
1	Promoter and Promoter Group	0	0	0	0	0.00	0	0.00
2	Public	0	0	0	0	0.00	0	0
	<b>Sub-Total (C)</b>	<b>0</b>	<b>0</b>	<b>0</b>	<b>0</b>	<b>0</b>	<b>0</b>	<b>0</b>
	<b>GRAND TOTAL (A)+(B)+</b>	<b>1779</b>	<b>2194375</b>	<b>1709225</b>	<b>100.00</b>	<b>100.00</b>	<b>0</b>	<b>0.00</b>





(1)(b) Statement showing holding of securities (including shares, warrants, convertible securities) of persons belonging to the category "Promoter and Promoter Group"

Sr. No.	Name of the shareholder	Details of Shares held		Encumbered shares (*)			Details of warrants		Details of convertible securities		Total shares (including underlying shares assuming full conversion of warrants and convertible securities) as a % of diluted share capital
		Number of shares held	As a % of grand total (A)+(B)+(C)	No.	As a percentage	As a % of grand total (A)+(B)+(C) of sub-clause (I)(a)	Number of warrants held	As a % total number of warrants of the same class	Number of convertible securities held	As a % total number of convertible securities of the same class	
(I)	(II)	(III)	(IV)	(V)	(VI)=(V)/(III)*100	(VII)	(VIII)	(IX)	(X)	(XI)	(XII)
1	KARTIK MAGANLAL TIMBADIA	23400	1.07	0	0.00	0.00	0	0	0	0	1.07
2	PARTH RAHUL TIMBADIA	1075	0.05	0	0.00	0.00	0	0	0	0	0.05
3	RAHUL MAGANLAL TIMBADIA	738250	33.64	0	0.00	0.00	0	0	0	0	33.64
4	JALPA KARNA TIMBADIA	20000	0.91	0	0.00	0.00	0	0	0	0	0.91
5	LA-TIM SOURCING (INDIA) LTD	9244	0.42	0	0.00	0.00	0	0	0	0	0.42
<b>TOTAL</b>		<b>791969</b>	<b>36.09</b>	<b>0</b>	<b>0.00</b>	<b>0.00</b>	<b>0</b>	<b>0</b>	<b>0</b>	<b>0</b>	<b>36.09</b>


(\*) The term "encumbrance" has the same meaning as assigned to it in regulation 28(3) of the SAST Regulations, 2011





**(D)(c)(i) Statement showing holding of securities (including shares, warrants, convertible securities) of persons belonging to the category "Public" and holding more than 1% of the total number of shares**


Sr. No.	Name of the shareholder	Number of shares held	Shares as a percentage of total number of shares {i.e., Grand Total (A)+(B)+(C) indicated in Statement at para (D)(a) above}	Details of warrants		Details of convertible securities		Total shares (including underlying shares assuming full conversion of warrants and convertible securities) as a % of diluted share capital
				Number of warrants held	As a % total number of warrants of the same class	Number of convertible securities held	% w.r.t total number of convertible securities of the same class	
1	GENERAL INSURANCE CORPORATION OF INDIA	53750	2.45	0	0	0	0	2.45
2	LIFE INSURANCE CORPORATION OF INDIA	25650	1.17	0	0	0	0	1.17
3	THE NEW INDIA ASSURANCE COMPANY LTD	53750	2.45	0	0	0	0	2.45
4	NCM INTERNATIONAL PVT LTD	115300	5.25	0	0	0	0	5.25
5	AVINASH PURUSHOTTAM KARACHIWALA	146160	6.66	0	0	0	0	6.66
6	JOGESHWAR RIJUMAL KARACHIWALA	146110	6.66	0	0	0	0	6.66
7	PRABHUDAS RIJUMAL KARACHIWALA	146110	6.66	0	0	0	0	6.66
8	VIKRAM PARMESHWAR KARACHIWALA	146160	6.66	0	0	0	0	6.66
9	TARUN PURUSHOTTAM KARACHIWALA	46160	2.10	0	0	0	0	2.10
10	EON INVESTMENT LTD	71300	3.25	0	0	0	0	3.25
	<b>TOTAL</b>	<b>950450</b>	<b>43.31</b>	<b>0</b>	<b>0</b>	<b>0</b>	<b>0</b>	<b>43.31</b>





**(I)(c)(ii) Statement showing holding of securities (including shares, warrants, convertible securities) of persons (together with PAC) belonging to the category "Public" and holding more than 5% of the total number of shares of the company**


Sr. No.	Name(s) of the shareholder(s) and the Persons Acting in Concert (PAC) with them	Number of shares	Shares as a percentage of total number of shares {i.e., Grand Total (A)+(B)+(C) indicated in Statement at para (I)(a) above}	Details of warrants			Details of convertible securities		Total shares (including underlying shares assuming full conversion of warrants and convertible securities) as a % of diluted share capital
				Number of warrants	As a % total number of warrants of the same class	Number of convertible securities held	% w.r.t total number of convertible securities of the same class		
1	NCM INTERNATIONAL PVT LTD	115300	5.25	0	0	0	0	0	115300
2	AVINASH PURUSHOTTAM KARACHI	146160	6.66	0	0	0	0	0	146160
3	JOGESHWAR RIJUMAL KARACHI	146110	6.66	0	0	0	0	0	146110
4	PRABHUDAS RIJUMAL KARACHI	146110	6.66	0	0	0	0	0	146110
5	VIKRAM PARMESHWAR KARACHIWALA	146160	6.66	0	0	0	0	0	146160
<b>TOTAL</b>		<b>699840</b>	<b>31.89</b>	<b>0</b>	<b>0</b>	<b>0</b>	<b>0</b>	<b>0</b>	<b>292270</b>





**(I)(d) Statement showing details of locked-in shares**


Sr. No.	Name of the shareholder	Number of locked-in shares	Locked-in shares as a percentage of total number of shares {i.e., Grand Total (A)+(B)+(C) indicated in Statement at para (I)(a) above}	Promoter/ Promter Group/Pu blic
	NIL		0.00	
<b>TOTAL</b>		<b>0</b>	<b>0.00</b>	





**(II)(a) Statement showing details of Depository Receipts (DRs)**

Sr. No.	Type of outstanding DR (ADRs, GDRs, SDRs, etc.)	Number of outstanding DRs	Number of shares underlying outstanding DRs	Shares underlying outstanding DRs as a percentage of total number of shares {i.e., Grand Total (A)+(B)+(C) indicated in Statement at para (I)(a) above}
1	NIL			0.00
<b>TOTAL</b>		<b>0</b>	<b>0</b>	<b>0.00</b>





**(II)(b) Statement showing holding of Depository Receipts (DRs), where underlying shares held by "promoter/promoter group" are in excess of 1% of the total number of shares**

Sr. No.	Name of the DR Holder	Type of outstanding DR (ADRs, GDRs, SDRs, etc.)	Number of shares underlying outstanding DRs	Shares underlying outstanding DRs as a percentage of total number of shares {i.e., Grand Total (A)+(B)+(C) indicated in Statement at para (D)(a) above}
1	NIL			0.00
<b>TOTAL</b>			<b>0</b>	<b>0.00</b>

