

**LATIM METAL INDUSTRIES LIMITED**

**NOTE TO THE BOARD OF DIRECTORS**

Kind Attn : MR.Mimani J K

INE501N01012

Dear Sirs,

**Sub: Report on Dematerialisation of shares as on 30th SEPTEMBER, 2015**

Mode of Holding	No of shares	% to the share capital
NSDL	255489	11.64
CDSL	1618261	73.75
Physical Shares	320625	14.61
<b>Grand Total</b>	<b>2194375</b>	<b>100.00</b>

**Details of Transfers received during the period of 1st July 2015 to 30th September, 2015**

	No of Transfers	Shares
No of transfers received	1	100
No of transfers processed	1	100
No of transfers rejected	0	0
Intimation Communicated	0	0
Name deletion/Transmission	0	0
Transposition	0	0
Split/consolidation/Duplicate	0	0
Under process	0	0

**Details of correspondence/ queries received and attended during the period of 1st July 2015 to 30th September, 2015**

Nature of requests	SEBI	Stock Exchange	DOCA	Other Sh Holders	Total	Pending
Non receipt of shares after Transfer	0	0	0	2	2	0
Loss of certificates	0	0	0	0	0	0
Duplicate	0	0	0	0	0	0
Name correcton.	0	0	0	1	1	0
Change of Address	0	0	0	0	0	0
Transmission/Deteton	0	0	0	0	0	0
Dividend query	0	0	0	0	0	0
Revalidation of dividend	0	0	0	0	0	0
NEFT/NECS	0	0	0	0	0	0
Annual Report query	0	0	0	2	2	0
Other	0	0	0	0	0	0

**Details of the complaints received during the period of 1st July 2015 to 30th September, 2015**

Nature of Complaints	SEBI	Stock Exchange	DOCA	Other Sh Holders	Total	Pending
Non Receipt of share certificate	0	0	0	0	0	0
Non Receipt of Annual Report	0	0	0	0	0	0
Non Receipt of Dividend	0	0	0	0	0	0
Non receipt of demat credit	0	0	0	0	0	0
Non receipt of Interest	0	0	0	0	0	0

**NOTE TO THE BOARD OF DIRECTORS/SHAREHOLDERS GRIEVANCE COMMITTEE MEETINGS OF THE SHARE TRANSFER COMMITTEE HELD AFTER 30TH JUNE, 2015**


Date of Meetings	Particulars	No of shares	Series (From)	Series (To)
11th May, 2015	Transfer	300	301	301
28th May, 2015	Transmission	250	M-3	M-3

**NUMBER OF SHAREHOLDERS**

**1657**



**Details of the Dematerialisation received during the period of 1st July 2015 to 30th September, 2015**

Dematerialisation of Shares	Total Received	Total No of shares	Total Rejection	Total Rej Shares	Reason
NSDL	8	4450			
CDSL	7	3000			
<b>TOTAL</b>	<b>15</b>	<b>7450</b>			



Introductory sub-table (I)(a)



Name of the Company: LA TIM METAL & INDUSTRIES LIMITED			
Scrip Code: 505693		Name of the scrip: DRLCOME	class of security: EQUITY
QUARTER ENDED: 30.09.2015			
<b>Partly paid-up shares:-</b>			
	No. of partly paid-up shares	As a % of total no. of partly paid-up shares	As a % of total no. of shares of the company
Held by promoter/promoter group	0	0	0
Held by public	0	0	0
	0	0	
<b>Total - D</b>	<b>0</b>	<b>0</b>	<b>0</b>
<b>Outstanding convertible securities:-</b>			
	No. of outstanding securities	As a % of total no. of outstanding convertible securities	As a % of total no. of shares of the company, assuming full conversion of the convertible securities
Held by promoter/promoter group	0	0	0
Held by public	0	0	0
<b>Total - E</b>	<b>0</b>	<b>0</b>	<b>0</b>
<b>Warrants:-</b>			
	No. of warrants	As a % of total no. of warrants	As a % of total no. of shares of the company, assuming full conversion of warrants
Held by promoter/promoter group	0	0	0
Held by public	0	0	0
<b>Total - F</b>	<b>0</b>	<b>0</b>	<b>0</b>
Total paid-up capital of the company, assuming full conversion of warrants and convertible securities		2194375	







## Statement Showing Shareholding Pattern

Category code	Category of Shareholder	Number of Shareholders	Table (I)(a)				Total shareholding as a percentage of total number of shares		Shares Pledged or otherwise encumbered	
			Total number of shares	Number of shares held in dematerialized form	As a percentage of (A+B)	As a percentage of (A+B+C)	Number of shares	As a percentage		
									(VI)	(VII)
(I)	(II)	(III)	(IV)	(V)	(VI)	(VII)	(VIII)	X = (VIII)/(IV)*10		
<b>(A)</b>	<b>Shareholding of Promoter and</b>									
1	<b>Indian</b>									
(a)	Individuals/ Hindu Undivided Family									
(b)	Central Government/ State Government(s)	4	1094420	1094420	49.87	49.87	0	0.00		
(c)	Bodies Corporate	0	0	0	0.00	0.00	0	0.00		
(d)	Any Others(Specify)	2	219744	219744	10.01	10.01	0	0.00		
		0	0	0	0.00	0.00	0	0.00		
	<b>Sub Total(A)(1)</b>	<b>6</b>	<b>1314164</b>	<b>1314164</b>	<b>59.89</b>	<b>59.89</b>	<b>0</b>	<b>0.00</b>		
2	<b>Foreign</b>									
a	Individuals (Non-Residents)									
	Individuals/ Foreign Individuals)	0	0	0	0.00	0.00	0.00	0.00		
b	Bodies Corporate	0	0	0	0.00	0.00	0.00	0.00		
c	Institutions	0	0	0	0.00	0.00	0.00	0.00		
d	Qualified Foreign Investor	0	0	0	0.00	0.00	0.00	0.00		
d-i	Any Others(Specify)	0	0	0	0.00	0.00	0.00	0.00		
d-ii					0.00	0.00	0	0.00		
								0.00		
	<b>Sub Total(A)(2)</b>	<b>0</b>	<b>0</b>	<b>0</b>	<b>0.00</b>	<b>0.00</b>	<b>0</b>	<b>0.00</b>		
	<b>Total Shareholding of Promoter</b>	<b>6</b>	<b>1314164</b>	<b>1314164</b>	<b>59.89</b>	<b>59.89</b>	<b>0</b>	<b>0.00</b>		
<b>(B)</b>	<b>Public shareholding</b>									
	<b>Institutions</b>									
	Mutual Funds/ UTI	0	0	0	0.00	0.00	0.00	0.00		
(b)	Financial Institutions / Banks	3	4800	0	0.22	0.22	0.00	0.00		
(c)	Central Government/ State Government(s)	0	0	0	0.00	0.00	0.00	0.00		
(d)	Venture Capital Funds	0	0	0	0.00	0.00	0.00	0.00		
(e)	Insurance Companies	2	77300	76450	3.52	3.52	0.00	0.00		
(f)	Foreign Institutional Investors	0	0	0	0.00	0.00	0.00	0.00		
(g)	Foreign Venture Capital Investors	0	0	0	0.00	0.00	0.00	0.00		
(h)	Qualified Foreign Investor	0	0	0	0.00	0.00	0.00	0.00		
(h-i)	Any Other (specify)	0	0	0	0.00	0.00	0.00	0.00		
(h-ii)					0.00	0.00	0	0.00		
					0.00	0.00	0	0.00		
	<b>Sub-Total (B)(1)</b>	<b>5</b>	<b>82100</b>	<b>76450</b>	<b>3.74</b>	<b>3.74</b>	<b>0</b>	<b>0.00</b>		
<b>B 2</b>	<b>Non-institutions</b>									
(a)	Bodies Corporate	18	124826	117276	5.69	5.69	0.00	0.00		
(b)	Individuals				0.00	0.00	0.00	0.00		



I	Individuals -i. Individual shareholders holding nominal share capital up to Rs 1 lakh	1603	434206	129781	19.79	19.79		
II	ii. Individual shareholders holding nominal share capital in excess of	4	163552	163552	7.45	7.45	0.00	0.00
(c)	Qualified Foreign Investor						0.00	0.00
(d)	Any Other (specify)							
(d-i)	Others	0	0	0	0.00	0.00		
(d-ii)	Clearing member	0	0	0	0.00	0.00	0.00	0.00
(d-iii)	NRI's	8	3000	0	0.00	0.00	0.00	0.00
(d-iv)	NRI Corp Bodies	0	0	0	0.14	0.14	0.00	0.00
(d-v)	Hindu Undivided Families	6	1227	0	0.00	0.00	0.00	0.00
(d-vi)	Overseas corporate Bodies	1	71300	71300	0.06	0.06	0.00	0.00
(d-vii)	Suppliers	0	0	0	3.25	3.25	0.00	0.00
(d-viii)	Foreign Nationals	0	0	0	0.00	0.00	0.00	0.00
(d-ix)	Trusts	0	0	0	0.00	0.00	0.00	0.00
(d-x)	Directors Relatives	0	0	0	0.00	0.00	0.00	0.00
(d-xi)	Directors	0	0	0	0.00	0.00	0	0.00
	<b>Sub-Total (B)(2)</b>	<b>1640</b>	<b>798111</b>	<b>483136</b>	<b>36.37</b>	<b>36.37</b>	<b>0</b>	<b>0.00</b>
(B)	<b>Total Public Shareholding (B)= (B)(1)+(B)(2)</b>	<b>1645</b>	<b>880211</b>	<b>559586</b>	<b>40.11</b>	<b>40.11</b>	<b>0</b>	<b>0.00</b>
	<b>TOTAL (A)+(B)</b>	<b>1651</b>	<b>2194375</b>	<b>1873750</b>	<b>100.00</b>	<b>100.00</b>	<b>0</b>	<b>0.00</b>
(C)	<b>Shares held by Custodians and against which Depository Receipts have been issued</b>	<b>0</b>	<b>0</b>	<b>0</b>	<b>0.00</b>	<b>0.00</b>	<b>0</b>	<b>0</b>
1	Promoter and Promoter Group	0	0	0	0	0.00	0	0.00
2	Public	0	0	0	0	0.00	0	0.00
	<b>Sub-Total (C)</b>	<b>0</b>	<b>0</b>	<b>0</b>	<b>0</b>	<b>0.00</b>	<b>0</b>	<b>0</b>
	<b>GRAND TOTAL (A)+(B)+(C)</b>	<b>1651</b>	<b>2194375</b>	<b>1873750</b>	<b>100.00</b>	<b>100.00</b>	<b>0</b>	<b>0.00</b>








(I)(b) Statement showing holding of securities (including shares, warrants, convertible securities) of persons belonging to the category "Promoter and Promoter Group"

Sr. No.	Name of the shareholder	Details of Shares held		Encumbered shares (*)			Details of warrants		Details of convertible securities		Total shares (including underlying shares assuming full conversion of warrants and convertible securities) as a % of diluted share capital
		Number of shares held	As a % of grand total (A)+(B)+(C)	No.	As a percentage	As a % of grand total (A)+(B)+(C) of sub-clause (I)(a)	Number of warrants held	As a % total number of warrants of the same class	Number of convertible securities held	As a % total number of convertible securities of the same class	
(i)	(ii)	(iii)	(iv)	(v)	(vi)=(v)/(iii)*100	(vii)	(viii)	(ix)	(x)	(xi)	(xii)
1	KARTIK MAGANLAL TIMBADIA	140210	6.39	0	0.00	0.00	0	0	0	0	6.39
2	PARTH RAHUL TIMBADIA	53875	2.46	0	0.00	0.00	0	0	0	0	2.46
3	RAHUL MAGANLAL TIMBADIA	752250	34.28	0	0.00	0.00	0	0	0	0	34.28
4	JALPA KARNA TIMBADIA	148085	6.75	0	0.00	0.00	0	0	0	0	6.75
5	LA-TIM SOURCING (INDIA) PVT LTD	219744	10.01	0	0.00	0.00	0	0	0	0	10.01
<b>TOTAL</b>		<b>1314164</b>	<b>59.89</b>	<b>0</b>	<b>0.00</b>	<b>0.00</b>	<b>0</b>	<b>0</b>	<b>0</b>	<b>0</b>	<b>59.89</b>


(\*) The term "encumbrance" has the same meaning as assigned to it in regulation 28(3) of the SAST Regulations, 2011






(D)(c)(i) Statement showing holding of securities (including shares, warrants, convertible securities) of persons belonging to the category "Public" and holding more than 1% of the total number of shares

Sr. No.	Name of the shareholder	Number of shares held	Shares as a percentage of total number of shares (i.e., Grand Total (A)+(B)+(C) indicated in Statement at para (D)(a) above)	Details of warrants		Details of convertible securities		Total shares (including underlying shares assuming full conversion of warrants and securities) as a % of diluted share capital
				Number of warrants held	As a % of total number of warrants of the same class	Number of convertible securities held	% w.r.t total number of convertible securities of the same class	
1	LIFE INSURANCE CORPORATION OF INDIA	23550	1.07	0	0	0	0	1.07
2	THE NEW INDIA ASSURANCE COMPANY LTD	53750	2.45	0	0	0	0	2.45
3	NCM INTERNATIONAL PVT LTD	75295	3.43	0	0	0	0	3.43
4	CHINAR FINVEST PVT LTD	24750	1.13	0	0	0	0	1.13
5	SHYAM KISANGOPAL LAKHANI	58828	2.68	0	0	0	0	2.68
6	PRATIMA DILIP PAREKH	29091	1.33	0	0	0	0	1.33
7	DILIP KESHAVLAL PAREKH	54083	2.46	0	0	0	0	2.46
8	EON INVESTMENT LTD	71300	3.25	0	0	0	0	3.25
<b>TOTAL</b>		<b>390647</b>	<b>17.80</b>	<b>0</b>	<b>0</b>	<b>0</b>	<b>0</b>	<b>17.80</b>



(D)(c)(ii) Statement showing holding of securities (including shares, warrants, convertible securities) of persons (together with PAC) belonging to the category "Public" and holding more than 5% of the total number of shares of the company



Sr. No.	Name(s) of the shareholder(s) and the Persons Acting in Concert (PAC) with them	Number of shares	Shares as a percentage of total number of shares {i.e., Grand Total (A)+(B)+(C) indicated in Statement at para (I)(a) above}	Details of warrants			Details of convertible securities		Total share: (including underlying shares assuming full conversion of warrants and convertible securities) as % of diluted share capita.
				Number of warrants	As a % total number of warrants of the same class	Number of convertible securities held	% w.r.t total number of convertible securities of the same class		
NIL			0.00	0	0	0	0	0	0
			0.00	0	0	0	0	0	0
<b>TOTAL</b>		<b>0</b>	<b>0.00</b>	<b>0</b>	<b>0</b>	<b>0</b>	<b>0</b>	<b>0</b>	<b>0</b>






(D)(d) Statement showing details of locked-in shares

M META	Name of the shareholder	Number of locked-in shares	Locked-in shares as a percentage of total number of shares {i.e., Grand Total (A)+(B)+(C) indicated in Statement at para (D)(a) above}	Promoter /Promoter Group/Public
	NIL		0.00	
<b>Total</b>		<b>0</b>	<b>0.00</b>	



(II)(a) Statement showing details of Depository Receipts (DRs)


Sr. No.	Type of outstanding DR (ADRs, GDRs, SDRs, etc.)	Number of outstanding DRs	Number of shares underlying outstanding DRs	Shares underlying outstanding DRs as a percentage of total number of shares {i.e., Grand Total (A)+(B)+(C) indicated in Statement at para (D)(a) above}
(1)	NIL			0.00
<b>TOTAL</b>		0	0	0.00



*Handwritten signature*

(II)(b) Statement showing holding of Depository Receipts (DRs), where underlying shares held by "promoter/promoter group" are in excess of 1% of the total number of shares

Sr. No.	Name of the DR Holder	Type of outstanding DR (ADRs, GDRs, SDRs, etc.)	Number of shares underlying outstanding DRs	Shares underlying outstanding DRs as a percentage of total number of shares {i.e., Grand Total (A)+(B)+(C) indicated in Statement at para (I)(a) above}
(D)	NIL			0.00
<b>TOTAL</b>			<b>0</b>	<b>0.00</b>




22



(a) Statement showing the voting pattern of shareholders, if more than one class of shares/securities is issued by the issuer.

(Give description of voting rights for each class of security Class X, Class Y, Class Z)

Category Code	Category of shareholder	Number of Voting Rights held in each class of securities			Total Voting Rights (III+IV+V)	Total Voting Rights (VI)	
		Class X (III)	Class Y (IV)	Class Z (V)		As a % of (A+B)	As a % of (A+B+C)
(I)	(II)				(VI)	(VII)	(VIII)
	<b>Promoter and Promoter Group</b>						
(1)	<b>Indian</b>						
(a)	Individuals/Hindu Undivided Family						
(b)	Central/State Government(s)						
(c)	Bodies Corporate						
(d)	Financial Institutions/Banks						
(e)	Any Other (specify)						
	<b>Sub-Total (A) (1)</b>	N.A.	N.A.	N.A.	N.A.	N.A.	N.A.
(2)	<b>Foreign</b>						
(a)	Individuals (Non Resident/Foreign)						
(b)	Bodies Corporate						
(c)	Institutions						
(d)	Any Other (specify)						
	<b>Sub-Total (A)(2)</b>	N.A.	N.A.	N.A.	N.A.	N.A.	N.A.
	<b>Total Shareholding of Promoter and Promoter Group (A)=(A)(1) + (A)(2)</b>						
3	<b>Public Shareholding</b>						
(1)	<b>Institutions</b>						
(a)	Mutual Funds/UTI						
(b)	Financial Institutions/Banks						
(c)	Central/State Government(s)						
(d)	Venture Capital Funds						
(e)	Insurance Companies						
(f)	Foreign Institutional Investors						
(g)	Foreign Venture Capital Investors						
(h)	Any Other (specify)						
	<b>Sub-Total (B) (1)</b>	N.A.	N.A.	N.A.	N.A.	N.A.	N.A.
(2)	<b>Non Institutions</b>						
(a)	Bodies Corporate						
(b)	<b>Individuals</b>						
	i. Individual shareholders holding nominal share capital upto Rs. 1 lakh						
	ii. Individual shareholders holding nominal share capital in excess of Rs. 1 lakh.						
(c)	Any Other (specify)						
	<b>Sub-Total (B) (2)</b>	N.A.	N.A.	N.A.	N.A.	N.A.	N.A.
	<b>TOTAL (A) + (B)</b>	N.A.	N.A.	N.A.	N.A.	N.A.	N.A.
	Shares held by Custodians and against which Depository Receipts have been issued						
	<b>GRAND TOTAL (A)+(B)+(C)</b>	N.A.	N.A.	N.A.	N.A.	N.A.	N.A.



*Handwritten signature*